

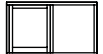
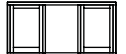

















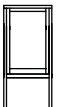
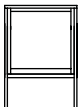
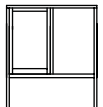
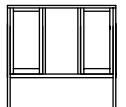
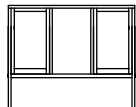
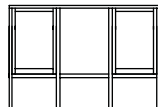
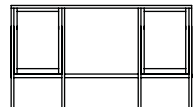
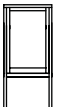
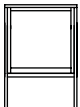
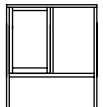
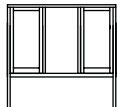
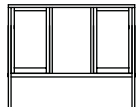
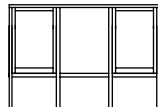
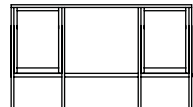
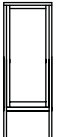

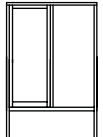
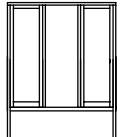
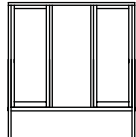
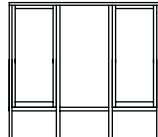



TIMBER AWNING & CASEMENT WINDOWS

	600	900	1500	1800	2100	2400	3000
900							
1200							
1500							
1800							
2100							
2400							

ROSEVILLE JOINERY P/L

AWNCASPRICE01

SCALE 1:20

AWNCASPRICE01



© Roseville Joinery Pty Ltd
 Phone: 02 4647 6600
 Web: www.rosevillejoinery.com.au